



Tools4Teaching Toolkit

www.tools4teaching.eu





Welcome to Tools4Teaching TOOLKIT

A space for teachers with focus on those working in VET, who want to learn more about innovative tools and methods for online teaching.

One of the biggest challenges for online teaching has been to keep the students engaged and attentive to the content being taught. Teaching an online course requires different methods from the traditional classroom, so it is important that teachers adapt and develop their skills to the online learning environment, to make their materials effective and engaging for learners.

We aim to provide tools which every teacher can embrace and make their teaching way more interesting.

Who is behind Tools4Teaching?

The partners behind Tools4Teaching have experienced know how of the challenges related to online education and potential online educational opportunities.

Our purpose has been to research further to contribute to the professional development of teachers so that they can offer the highest quality VET giving their students stronger foundations to their career.



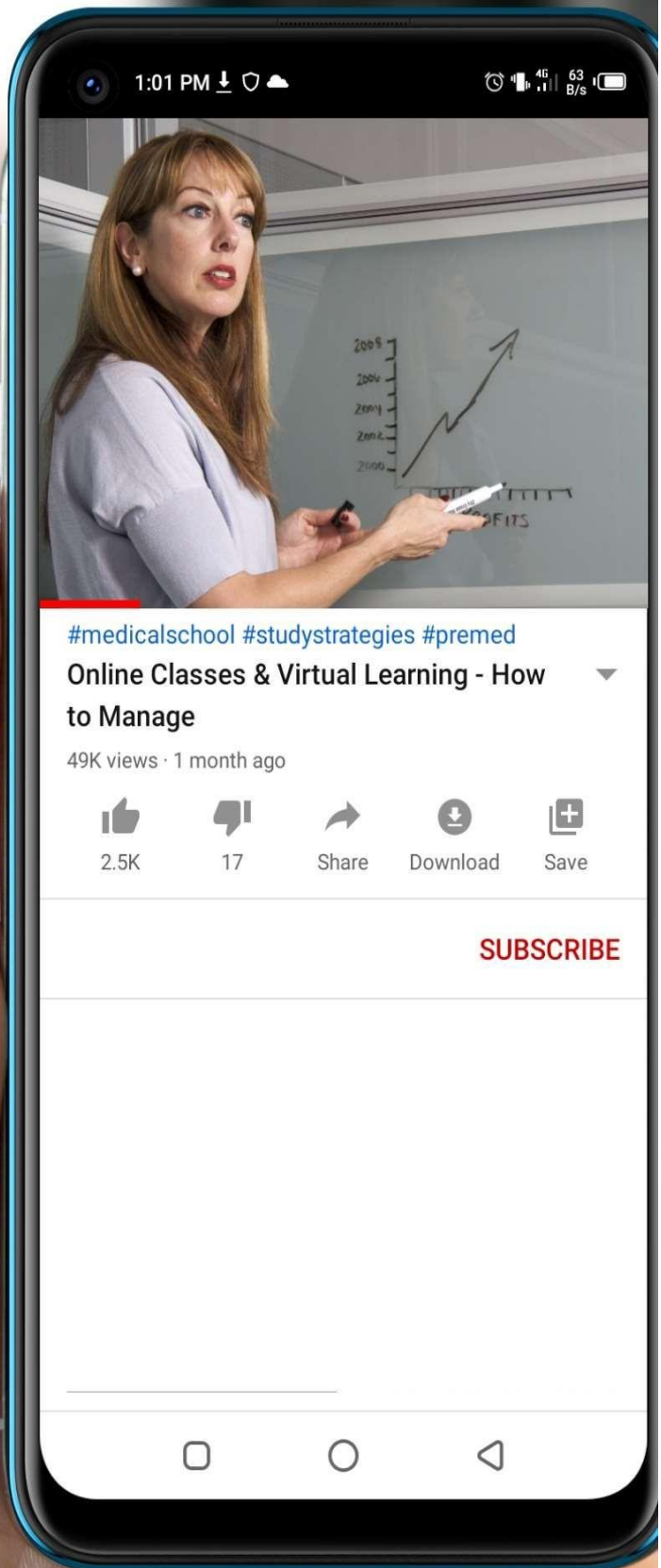
EC Project No 2020-1-NL01-KA226-VET-083127



Contents

Intro.....	6
1. Zoom.....	11
2. Skype Video.....	12
3. Teamviewer	13
4.Meetup.com Online Groups	14
5. GoogleMeet	15
6. GoToMeeting	16
1. We Transfer	18
2. YouTube	19
3.Grammarly	20
4. ConvertKit Mailing List.....	21
5.Canva	22
6. Google Slides.....	24
Articulate.....	26
Explain Everything	27
Mentimeter	28
Nearpod	29
Pixton.....	30
Plickers	31
Slides	32
Todoist	33
Voice Thread.....	34
Animoto.....	36
Buncee.....	37
Edmodo.....	38
Flipgrid	39
Issuu	40
Kahoot.....	41
LessonUp.....	43
Kizoa	44
Padlet.....	45
Piktochart	46
Planboard.....	47
Poll Everywhere	48
Powtoon	49

Proprofs	50
Sway	51
Storyboardthat	52
Vyond.....	53



Intro

If you provide online teaching in a digital classroom, or if you teach offline in a real-life classroom or training room and want to use digital tools for more engaging and fun learning, these tools are for you. There are now some excellent tools, platforms, apps, and aids for you that you can use online to provide online training.

Integration of technology in education simply refers to the use of technology to enhance the student learning experience. Utilising different types of technology in the classroom, including a virtual classroom, creates learners who are actively engaged with learning objectives. The implementation of technology also creates pathways for differentiated instruction to meet the unique needs of students as individual learners within a broader classroom climate.

In the world we live in is, technology is literally everywhere, and children adapt to it more than anyone else. Unlike teachers, students are being raised in a digital world. For students of all ages, it is natural to use technology in every aspect of their lives. Therefore, digital tools both for virtual learning and in classroom are becoming more and more crucial.

Using technology for education provokes curiosity, boosts engagement, and leads to better learning and comprehension. These factors are a priority for every effective teacher and today they can be easily achieved by using digital tools

We have selected several innovative digital tools which can be used by educators and students.

1. Effective Lesson Plans

Creating a lesson plan begins with aligning state standards to your curriculum and then narrowing the focus to determine which objectives you want your students to meet within a specific unit of study.

Strong lesson plans are the foundation of an efficient classroom environment for both the teacher and the students. Lesson plans contain several components that can fit into one of three categories:


- What am I teaching?
- How am I going to teach it?
- How will I assess what the students have learned?

Design an effective lesson plan

Most lesson plans follow a universal structure for teachers to implement essential learning across curriculum and grade-levels:

- Set goals
- Create an overview
- Manage timelines
- Know your students
- Execution
- Set Goals

Teachers must first determine which state standards will be addressed within a specific unit. Using state and Common Core standards, teachers can then create objectives for each individual lesson based on their unique curriculum and knowledge of their students' capabilities.



Create an Overview

Having an overarching idea of what you want to teach in a unit plan allows teachers to determine what essential questions will be addressed, which resources will be used throughout the unit, and which vocabulary words or skills need to be front-loaded prior to beginning individual lesson plans within the unit.

Manage Timelines

Duration is a key feature of lesson planning. Since no two classrooms are identical in terms of how students learn and retain information, it is crucial for a teacher to get to know their students in order to create appropriate timelines. Formative and summative assessments can be implemented to allow a teacher to determine if a lesson objective needs to be retaught or revisited within a unit.

Know Your Students

The way you structure each lesson relates to how well you know your students and what type of learners they are.

Keeping in mind that educators are working with a tech-savvy generation, lesson plans that integrate technology engage students actively. From using Google Earth in a geography lesson to dialing up YouTube videos of clips of Shakespearean performances, technology can be implemented in the classroom in a variety of ways that make learning a more demonstrative and interactive endeavor. This helps give teachers a genuine depiction of their students' capabilities and begin working towards building a proficient classroom.

When students are learning online, it can be tricky to find meaningful ways to oversee student progress. The good news is that most online software tools allow teachers to track and measure student responses.

Here are three constructive ways to assess and supervise student performance:

- **Keep the lines of communication open.** Unlike traditional school settings where students can talk with teachers in person, online contact is necessary to keep kids motivated to hand in assignments on time and stay on track. As well, holding daily office hours with email, phone and chat capabilities can help prevent kids from falling behind in their studies.

- **Curriculum-based testing.** Teachers may find curriculum-based testing is a good way to ensure students can apply what they've learned. Frequent evaluations help teachers determine where students struggle with lessons and make plans for addressing unfinished learning. Formative assessments such as quizzes, short evaluations, and conversations with students can help them correct mistakes.
- **Set up learning targets.** Learning targets help students to reach specific goals in each lesson. For instance, if a student struggles with subject-verb agreement, teachers may consider breaking down lessons into smaller targets to make it easier for the student to apply proper grammar to their writing.

Online learning is not a one-size-fits-all solution — challenges exist because of technological limitations and access for some students.

A wealth of learning tools makes it easier for teachers to address many challenges associated with online learning. Our suggested tools contains benefits and solutions for challenges faced by students and teachers, so you can make sure that learning is effective no matter where you are!

Teach and learn practical digital skills

Teach and learn practical digital skills needed for the jobs of today and tomorrow with free video lessons from Google for Education

Link to activities and lesson plans

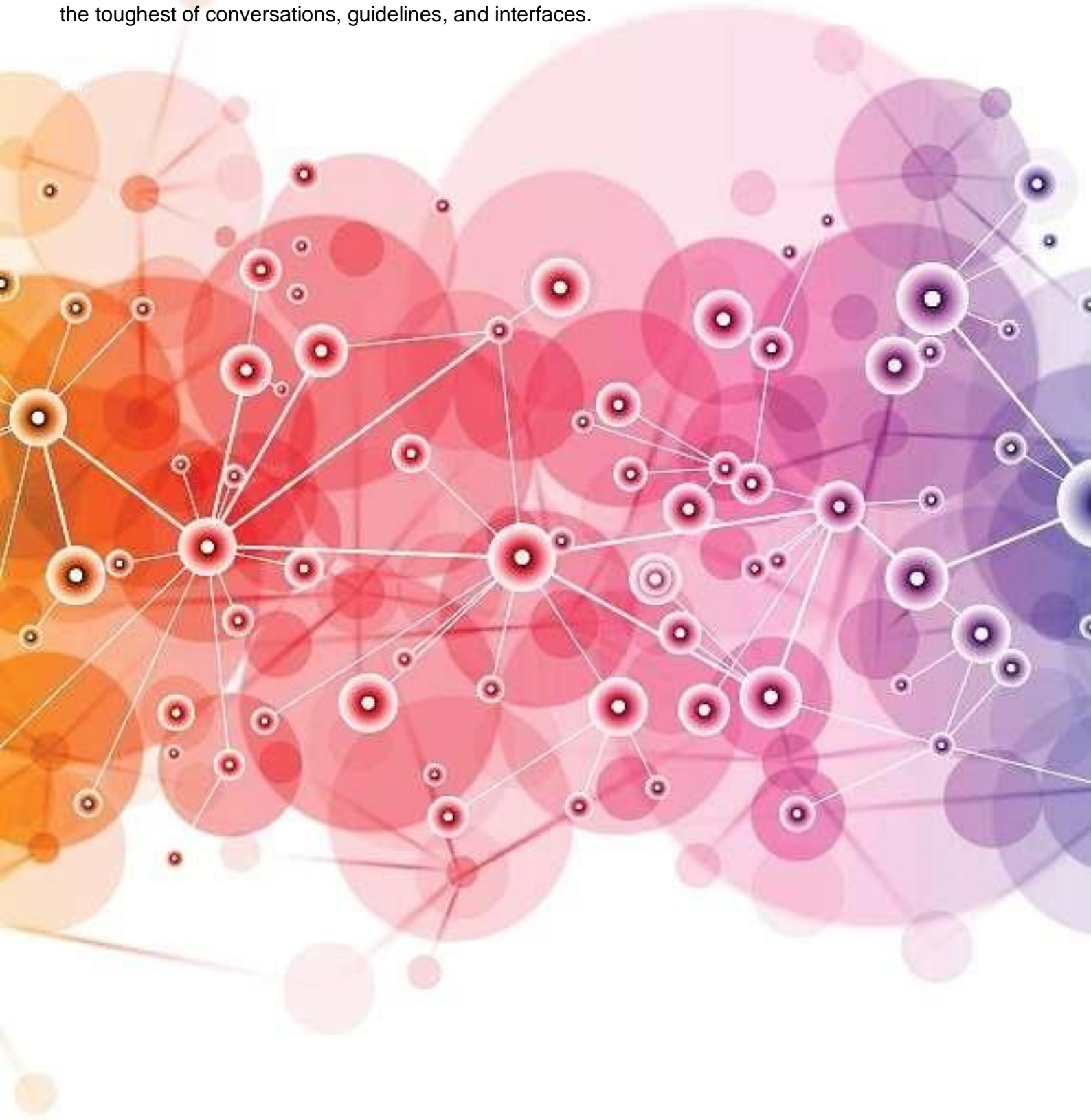
[Digital Teaching Tools - Applied Digital Skills](#)

Spanish: [Digital Teaching Tools - Applied Digital Skills](#)

[Enseña y aprende con Applied Digital Skill](#)

2 Video Screen Sharing in Real-Time

When it comes to video communications, on a reliable cloud platform, screen sharing apps enables a user to instantly see another user's screen and direct them through the toughest of conversations, guidelines, and interfaces.



1. Zoom



[Zoom](#) is a platform that was originally designed for business meetings online and for companies to have an online space for employees. Zoom though has developed into an excellent tool for use as a [virtual classroom](#) and their software is now used by:

Universities and schools to create large virtual classrooms for hundreds of students

Businesses to provide [staff and employees](#) live online training as eLearning modules or real-time online classes and tuition.

Great for teaching online for both individual freelance trainers, and for both small and large companies. One of the best tools on the market for providing online training.

[Zoom](#) is probably the most popular online software in the market for holding meetings, classes and online get-togethers, especially since the start of the pandemic.

Zoom offers the following to their users:

- Chat function to chat with your whole class or individual students
- Breakout rooms to separate students into groups for discussions
- Share screen function to share your screen or allow students to share their screen
- A built-in whiteboard with text and drawing features to share with your students.

The free version allows up to 100 participants, unlimited one-on-one meetings but a limit of only 40 minutes for group meetings.

Zoom is a great option for teachers who need a platform to teach their students since this app is used worldwide and most people are comfortable and familiar with its functions.

Find out more about [Zoom](#)

Spanish : [✓ Cómo usar ZOOM 2022 ↗ paso a paso](#)

Dutch [Hoe Werkt Zoom? | Uitlegvideo](#)

Swedish https://www.youtube.com/watch?v=TBN_oEgSA1E

2. Skype Video



a) For Freelance Trainers and Individuals Teaching Online

[Skype video](#) has traditionally been very popular for video calls to family and friends but Skype is also increasingly being used by businesses these days and it is an excellent option if you are looking to provide both teaching and training online. Skype also, by the way, integrates nicely with Microsoft teams (see below).

As an individual offering corporate training online (i.e. if you are self-employed), you can use the personal version of Skype and this is an incredibly easy and cheap way to offer online classes and lessons 1-to-1.

How to share your screen on Skype video

On Skype, you can easily share your screen with the people or person you are chatting with by clicking the overlapping boxes at the bottom of the interface. You will see these boxes when you are in a video call with someone (see image above).

b) For Company Training Online (and Co-working Space Online)

Skype is also excellent for Groups!

In addition to being an excellent option for team meetings and online co-working space, you can use [Skype Groups](#) for teaching and training employees and staff from afar.

Find out more about [Skype](#)

Spanish: <https://www.youtube.com/watch?v=UyMw-HC50hU>

Dutch: [SKYPE instructie videobellen](#)

Swedish : https://www.youtube.com/watch?v=_zmq5P9veAQ

3. Teamviewer



The brand name TeamViewer has become a synonym for screen-sharing software. It is an all-in-one solution for remote control and support. It offers a secure and fast device connection for all users onboard. Microsoft Teams has begun to overshadow the other Microsoft products such as Skype for Business and Microsoft Classroom owing to its excellent design. It is an Office 365 chat-based workspace designed to bring teams together, enabling them to have conversations, and share documents while also giving privileges to teams who need to collaborate. Users can schedule meetings, add agendas, and also take advantage of surprise phone calls. Its close integration with Microsoft Office for note, document, calendar collaboration, and among other things, has made it one of the most popular workplace collaboration platforms.

Learn more about [Team Viewer](#).

[Spanish:](#)

[Dutch](#)

[Swedish](#)

4. Meetup.com Online Groups



Great for Freelance trainers looking to teach online.

Meetup.com has traditionally been a site that is used worldwide for organizing events, workshops and get-togethers.

You can teach everything from yoga classes to book reading clubs to wellness workshops and presentation skills workshops.

Whatever you can think of someone organizes it somewhere in the world and meetup.com is one of the biggest portals worldwide for offering events and then building the attendees list and taking payments.

Find out more about [Meetup](#).

[Spanish:](#)

5. GoogleMeet



[Google Meet \(formerly Hangouts Meet\) - Free Video Meetings](#)

Meet uses the same protections that Google uses to secure your information and safeguard your privacy. Meet video conferences are encrypted in transit, and our array of safety measures are continuously updated for added protection.

[Education Fundamentals | Google for Education](#)

[Google Meet](#) for teachers is another popular software application for online tutors, virtual teachers and anyone conducting classes online because of its integration with Google's suite of other apps like Google Classroom and Google Drive.

Google Meet offers the following free options for its users:

- Share screen to your students
- Adjust your layouts
- Group classes up to 1 hour
- Chat with students in the chatbox
- And other normal features of a virtual video conferencing platform

Anyone with a Google account can create a video meeting or virtual class of up to 100 students (participants) and meet up to 60 minutes for free.

Suite for Education is now Google Workspace for Education Fundamentals — a free suite of easy-to-use tools that provide a flexible and secure foundation for learning, collaboration, and communication.

Find out more about [Google Meet](#).

[Spanish](#)

[Dutch](#)

[Swedish](#)

6. GoToMeeting



[GoToMeeting](#), as stated on their website, puts the “class in online classes.”

They are an up-and-coming competitor to some of the larger video platforms because of how they gear their functions to suit teachers and students in an online class.

With their free account, you can expect:

- Personal URLs for students to join the class
- Instant messaging, file sharing & screen sharing
- Powerful mobile capabilities for students
- Clean and simple interface with powerful functions

Unfortunately, their free version is quite limiting but it will allow you 40-minute classes/meetings but with only up to 3 participants.

GoToMeeting free would be perfect for independent tutors who have 1-3 students and classes under 40 minutes.

Find out more about [GoToMeeting](#) .

[Spanish](#)

[Dutch](#)

3. Free and Paid Tools & Services for Online Teachers and Trainers

If you provide online teaching in a digital classroom, or if you teach offline in a real-life classroom/training room and want to use digital tools for more engaging and fun learning, you require tools to facilitate these

There are now some excellent tools, platforms, apps, and aids for you that you can use online to provide online training.



1. We Transfer



There are both free and paid versions with the free version allowing transfers of up to 2 GB and the Pro-package lets you send files up to 20 GB.

So, if you want to send large files to team members or to students (such as to send them the digital handbook), this is a great way to avoid clogging up your email box, if you have lots of large files to send and receive.

Find out more about [WeTransfer](#).

[Spanish:](#)

[Dutch](#)

[Swedish](#)

2. YouTube



You are most likely familiar with YouTube and have at one time or another watched a video or two on this platform. As a freelance trainer or online teacher, YouTube can be a wonderful resource for building a following and building interest in yourself as a brand, as the teacher trainer. And it's free. You can also potentially make money from the ads that show if you build enough followers.

Collections on YouTube that cover many channels:

<https://www.youtube.com/education>

<https://www.youtube.com/user/teachers>

<https://www.youtube.com/user/BIEPBL>

<https://www.youtube.com/user/DiscoveryEducation>

[Spanish](#)

[Dutch](#)

[Swedish](#)

3. Grammarly



Grammarly is a comprehensive English writing assistance tool. It will check your writing and suggest corrections or improvements in a non-invasive way and even congratulate you when your writing is perfect. Grammarly is a plugin you can attach to your browser or to MS Word to get it to automatically check your grammar. Hey – we all make mistakes when writing!

You can set the language i.e. American English or British English and Grammarly will highlight any badly constructed sentences or spelling errors.

Conclusion: If you do nothing else on this page, at least install Grammarly on your Google Chrome browser if you use Google Chrome. Grammarly is Free

- Basic Digital Skills (Level 1- Requires minimal preparation time)

Find out more about [Grammarly](#).

[Spanish:](#)

[Dutch](#)

4. ConvertKit Mailing List



As someone teaching online, it is essential that you have direct contact with your students and prospective students.

Indeed, the key to being able to keep people informed of your new courses and to build up a rapport to build trust with potential students is to have a digital mail list.

You need, in other words, to be able to [market your courses online to find students!](#)

Find out more [about ConvertKit](#)

Spanish: [ConvertKit en español - Video 1: Cómo empezar](#)



5.Canva

Canva (for Educators)

Canva for Education

For online educators you have two choices:

[Canva for Education](#) (free service) such as if you are an offline school looking to use online resources for creating teaching materials.

[Standard Canva](#) – such as if you are an individual, ie. freelance trainer or online teacher, who needs to create a professional design but without you having any design skills. Drag, drop and download!

[Canva](#) is a free tool, although there are premium features you can pay for that lets you create just about anything for your classroom.

You can create and design all types of content within Canva using their free account that looks professional and can be used with your students in your virtual classroom, or brick-and-mortar classroom.

Think of Canva as your easy-to-use plug-and-play design assistant.

Do you need a presentation? Do you need a cover slide for something?

Let's look at how teachers can use Canva as a free tool to create lessons for their students.

Canva lets teachers create:

- Worksheets
- Lesson plans
- Presentations
- Posters
- Virtual backgrounds (for Zoom, etc.)
- Documents
- Teaching resume
- Infographics

...and so much more!

<https://www.canva.com/>

- Free with limitations
- Multiple languages
- Multiple platforms
- Basic digital skills (Level 2- Requires more preparation time)

Find out more on tutorial

Find out how to use [Canva](#)

[Spanish](#)

[Dutch Content creëren met Canva | Canva Tutorial Nederlands | Tips & Tricks](#)

[Swedish](#)



6. Google Slides



Google Slides

A free tool for teachers to use to make lessons, presentations and content for their classroom. Since it is part of the suite of Google Apps, you can have students create their own presentations collaboratively or individually.

Part of the Google Suite of apps, Google Slides acts as your web-based presentation tool similar to applications like PowerPoint or Keynote.

With a free Google account, you have access to Google Slides and can create unlimited presentations to use in your classroom.

Simply go to Google Drive and make a new Google Slide presentation. You can choose from their pre-made templates or make your own. You can customize colour, font and all the normal features of a presentation program.

Once you have made your presentation template you can add:

- Images
- Text
- Audio
- Video
- Shapes
- Tables
- Charts
- Diagrams

Find out more about [Google Slides](#).

Spanish: <https://www.youtube.com/watch?v=ZBhdykehp-U>

Dutch [Hoe Maak ik een Google Presentatie? - video](#)

Swedish <https://www.youtube.com/watch?v=ilsscXlipcg>

4. Facilitate Group work

It is believed that working in a group enables students to develop their group/team working skills which are often essential in the workplace today. Research results indicate that group working can often achieve more than an individual working alone. Research suggests that students work best when they are made up of four or five members. Larger teams become difficult to coordinate while smaller teams usually lack the resources to do a thorough job. As you continue to build your course, keep these questions in mind:

- What benefits can you students get out of group activities?
- What strategies you can use to foster and motivate your students working as groups?

The following tools are ideal to Facilitate Group Work. Online courses allow for multiple ways to complete assignments and for students to interact with each other on course material. In order to best mimic a face-to-face classroom, teachers should provide focused discussions and smaller assignments that go toward completing a group project. While group work looks a bit different in online courses, online learning software provides multiple opportunities for teachers to assign and productively engage students in group work.

Making students accountable to others can facilitate engagement in course materials, which in turn can improve student retention



Articulate

articulāte

Interactive presentation tool

<https://articulate.com/ii>

- Commercial only
- English only
- Multiple platforms
- Yearly fee
- Basic digital skills (Level 2- Requires more preparation time)

Articulate creator tools make it simple to build online learning quickly and effectively. Start from templates on hundreds of topics that range from new hire onboarding to security compliance to create courses in minutes. Easily add interactive activities, quizzes, and other lean-forward moments that keep your learners engaged.

Find out more on tutorial

[English](#)

[Spanish](#)

[Dutch](#) [Leer e-learning maken in Articulate Storyline in 10 minuten.](#)



Co-funded by
the European Union

The European Commission's support for the production of this publication does not constitute an endorsement of the contents, which reflect the views only of the authors, and the Commission cannot be held responsible for any use which may be made of the information contained therein.

Explain Everything

Explain Everything

Explain Everything is a tool for the teacher that wants to create engaging lessons. With Explain Everything it is possible to create from a blank canvas, upload your own material or choose between existing templates to create your lessons. You can also assign activities and tasks and record instructions – all to give interactive presentations, on your mobile devices as well as your computer.

Explain everything helps you create engaging lessons, assign activities and tasks. Record instructions and give interactive presentations. Its features include the facility to Record Video Lessons, Share Learning Materials and Build a Content Repository.

<https://explaineverything.com/>

- Free with limitations
- English only
- Open/free with limitations
- Basic digital skills (**Level 1- Requires minimal preparation time**)

Find out more on tutorial

[English](#)

[Spanish](#)

[Swedish](#)

Mentimeter



Create interactive presentations & meetings, wherever you are. Use live polls, quizzes, word clouds, Q&As and more to get real-time input .Easy-to-build presentations, interactive Polls, Quizzes, and Word Clouds mean more participation and less stress.

www.mentimeter.com

- Free with limitations
- English only
- Open/free (with limitations)
- Advanced digital skills (**Level 3- requires more intensive preparation time**)

Find out more on tutorial_on [Mentimeter](#)

[Spanish](#)

[Dutch Mentimeter | Basics | Hoe gebruik je Mentimeter?](#)

[Swedish](#)

Nearpod



Nearpod offers real-time insights into student understanding through interactive lessons, interactive videos, gamification, and activities.

[Nearpod](#) allows teachers to make any lesson interactive. Take those boring worksheets and make them fun and engaging.

- create a free account.
- Browse Nearpod's thousands of lessons in the Nearpod Library or create your own.
- Once you create your own lesson you just add slides like you would in any presentation software.
- The difference is that instead of just adding text or images (which you still can), nearpod has lots of other fun options like quizzes, polls, and games to make it fun.
- You give your students a code to enter and then you are ready to go!

The difference between Nearpod's free and paid version is the amount of storage you get and the number of students that can join at one time.

- Free with limitations
- English only
- Open/free with limitation
- Basic digital skills (Level 2- Requires more preparation time)

Find out more on tutorial_

[English](#)

[Spanish](#)

[Dutch Uitleg Nearpod](#)

[Swedish](#)

Pixton



Pixton is a tool for the teacher who wants to create fun presentations or give their students the opportunity to present via an avatar. Pixton is a cartoon creation tool where you turn people into comic creators. Pixton cures classroom boredom and empowers every student, by unleashing their artistic potential.

Pixton is a cartoon creation tool and has the facility of presentations with avatar. Turn them into comic creators. It also provides new opportunities for students who dislike presenting online via camera, instead they can create their own avatar that represents them on screen.

Facilitates group work

www.pixton.com

- Commercial only
- Multiple languages
- Advanced digital skills (Level 3 requires more intensive preparation time)

Find out more on tutorial

[English](#)

[Spanish](#)

Plickers



Plickers is an in- class assessment tool made by a teacher who was looking for a quick and simple way to check student understanding. This assessment tool allows teachers to collect on-the-spot formative assessment data without the need to have students use devices or paper and pencil. Teachers can use this tool with previous planning or on the go as needed. This tool provides teachers with the data needed to inform their instruction. It's a data collection tool that's helpful for teachers and fun for the students.

Real-time assessment data tool

Facilitates group work

<https://www.plickers.com/>

- Free
- English only
- Open/free with limitations
- Basic digital skills (Level 2- Requires more preparation time)

Find out more on tutorial

[English](#)

[Spanish](#)

[Dutch plickers instructiefilmpje](#)

[Swedish](#)

Slides



Slides is a place for creating, presenting and sharing slide decks. Slides lets you create professional slide decks and makes you look great presenting them.

<https://slides.com>

Commercial only

- English only
- Payment required
- Basic skills (**Level 2- Requires more preparation time**)

Find out more on tutorial

[English](#)

[Spanish](#)

[Swedish](#)

Todoist



Manage tasks and project

Todoist projects keep all your tasks organized so you can achieve your goals — large and small.

Facilitates group work

www.todoist.com

- Free with limitations
- Multiple languages
- Open/free (with limitations)
- Basic digital skills (Level 2- Requires more preparation time)

Find out more on tutorial

[English](#)

[Spanish](#)

[Swedish](#)

Voice Thread



Voice Thread is a free tool for media collaboration. It is a cool application that allows the teacher to create videos and presentations using existing material. The major function with Voice Thread is the ability to comment within these videos or do so called voice overs for easier instructions and more fun lectures. Voice Thread gives the opportunity to personalise presentations with your own voice (or any voice or sound).VoiceThread works well within a broad range of systems, but the most powerful option is the standard developed by the IMS Global Learning Consortium called Learning Tools Interoperability (LTI). LTI allows VoiceThread to integrate into most major Learning Management Systems

Media collaboration tool

Facilitates group work

<https://voicethread.com/>

- Free with limitations
- Multiple languages
- Multiple platforms
- Basic digital skills (Level 2- Requires more preparation time)
- License need


Find out more on tutorial

[English](#)

[Spanish](#)

5. Promotes/compensate communication

These tools can be used for varied reasons and give the user freedom to express him/herself where otherwise they may have not been able to do. They require preparation beforehand so that they can be utilised in the class as a visual tool



Animoto



Animated video tool

[Animoto](#) is a digital tool that allows you to create high-quality videos in a short time and from any mobile device, inspiring students and helping improve academic lessons. The Animoto interface is friendly and practical, allowing teachers to create audiovisual content that adapts to educational needs.. Animoto allows you to create short videos in a very easy way. It has a drag-and-paste interface that makes it very quick and easy to work with.

Promotes/compensates non-verbal communication

<https://animoto.com/>

- Free with limitations
- English only
- Open/free
- Basic digital skills

(Level 1- Requires minimal preparation time)

Find out more on tutorial

[English](#)

[Spanish](#)

[Swedish](#)

Buncee



Award-winning creation and communication tool for students, teachers and administrators. With over two thousand templates to choose from, you can unleash your creativity in no time. Ranging from education to business to personal use, *Buncee Templates* gives you a jump start on any creation, but with the freedom to add your personal touch

Buncee is a fun and easily accessible web tool used in order to stimulate students' and teachers' creativity and empower student voice, engaging and interactive material as well as enhancing communication skills in schools. Buncee provides remote learning resources, ideas and tips on how to guide a class, makes content accessible and is very convenient as it is available on many different devices. Buncee is also designed for people who have difficulties in school such as dyslexia for example.

Promotes/facilitates interaction

<http://www.buncee.com>

- Commercial only
- English only
- Open/free
- Advanced digital skills (Level 3- requires more intensive preparation time)

Find out more on tutorial

[English](#)

Spanish: [Aprende a crear presentaciones con BUNCEE](#)

Edmodo



Edmodo, a global education network, is an educational technology platform which enables teachers to create content for classes such as quizzes, assignments, homework distribution but it also allows teachers to communicate with students and parents through this platform. This platform also enables teachers to get a better overview of all the classroom tools in one place which saves time. [Edmodo](#) is an educational tool that connects teachers and students, and is assimilated into a social network. In this one, teachers can create online collaborative groups, administer and provide educational materials, measure student performance, and communicate with parents, among other functions

Tools that teachers need to Send messages, share class materials, and make learning accessible anywhere and bringing all your classroom tools together.

Communication, collaboration and coaching tools

Platform for sharing, messages, lessons etc.

Promotes/facilitates interaction

<https://www.edmodo.com/>

- Free with limitations
- Multiple languages
- Open/free
- Basic digital skills (Level 2- Requires more preparation time)

Find out more on tutorial

[English](#)

Spanish: [Que es Edmodo y como funciona?](#)

Dutch [Wat is Edmodo en waarom moet je het gaan gebruiken?](#)

Flipgrid



A platform which allows teachers to share topics, to which students can answer. Students have a lot of freedom in how they want to react, which gives them a lot of freedom. It is easy to use and does not require much preparation for the teachers or students. It is even possible to use it on the students phone's, which makes it easier for them to react. The teacher can share an unlimited amount of topics within a group.

Simple, free video discussions to make learning fun, fulfilling, and empowering.

Video discussion platform

Promotes/facilitates interaction

<https://info.flipgrid.com/>

- Free
- English only
- Open/free
- Basic digital skills (Level 1- Requires minimal preparation time)

Find out more on tutorial

[English](#)

Spanish [Cómo usar Flipgrid en el aula](#)

Dutch [Hoe gebruik je Flipgrid?](#)

[Swedish](#)

Issuu



You can turn any pdf into an entertaining and visually beautiful flipbook. You can also see other people's ideas and share your own.

To upload and distribute publications worldwide. Transform your PDFs into SEO-friendly embeddable flipbooks, social stories, email graphics and more. From one to many - create once, share everywhere.

Promotes/compensates non-verbal communication

<http://www.issuu.com/>

- Free with limitations
- English only
- Open/free
- Basic digital skills (Level 2- Requires more preparation time)

Find out more on tutorial

[English](#)

[Spanish](#)

[Dutch https://www.youtube.com/watch?v=lbYPcaE40cl](https://www.youtube.com/watch?v=lbYPcaE40cl)

Kahoot



[Kahoot!](#) is a game-based learning platform that makes it really simple for teachers to create and share learning games or quizzes in a matter of minutes with their students.

Through this tool, teachers can create questionnaires, discussions, or surveys that complement academic lessons. The material is projected in the classroom and questions are answered by students while playing and learning at the same time. Kahoot! promotes game-based learning, which increases student engagement and creates a dynamic, social, and fun educational environment.

Once you create a Kahoot quiz or game, you share a simple access code that lets students log on and join the game.

Teachers can create their own assessment games or use premade lessons from other teachers in the Kahoot library.

Here are the steps

Create – you can design your own kahoot with images and diagrams to make your questions more engaging and to support all learners who are playing

Play – Once the kahoot is created, teachers share the unique PIN with their students who can join on their own device wherever they are located. It is best played live in a group setting either in a classroom or a virtual classroom. However, teachers can also send challenges that players complete at their own pace (ie: homework or remote learning)

Share – Kahoots can be shared with the broader Kahoot community which lets others access your Kahoots

Make learning fun, engaging, and impactful at home and at school. Foster and strengthen students' collaboration skills Unleash team spirit in your class with the team mode option.

Game-based learning platform Quiz.

Promotes/facilitates interaction

<https://kahoot.com>

- Free with limitations
- Multiple languages
- Open/free
- Basic digital skills (Level 2- Requires more preparation time)
-

Find out more on tutorial

[English](#)

[Spanish](#)

[Dutch Hoe maak ik een Kahoot!?](#)

[Swedish](#)

LessonUp



Lesson library and more

Create interactive lessons that make a lasting impact. Save time and energy on other tasks and focus on what you love most: teaching – offline, online or hybrid.

Promotes/facilitates interaction

<https://www.lessonup.com/en>

- Free with limitations
- Language other
- Open/free
- Basic digital skills

Find out more on tutorial

[English](#)

[Spanish](#) (activar subtítulos)

[Dutch](#)

Kizoa



Online Movies - Videos - Slideshows Maker

With Kizoa you can make original videos that will attract everyone's attention. It is very easy to use and learn and the results are incredibly good.

Kizoa is an Online Video Editor, Movie Maker and Slideshow Creator allowing you to express yourself with stunning videos whether it's to, share a school outing on social networks, or promote your business

Promotes/compensates non-verbal communication

<http://www.kizoa.com>

- Free with limitations
- Multiple languages
- Open/free
- Basic digital skills (Level 2- Requires more preparation time)

Find out more on tutorial

[English](#)

Spanish [Tutorial Kizoa en español: Insertar imágenes, videos, texto, transiciones, música, exportar.](#)

Padlet



Padlet is a productivity software, which is fun to use. In Padlet, it is possible to collaborate in 42 languages, collaborate on padlets all around the globe and invite others to contribute, without having them to sign up. Padlet allows to show your creativity, because of its huge number of design possibilities.

This is a digital pinboard that your students can use and this is a great tool for making your training sessions or classroom teaching more fun, interactive, and interesting.

Padlet allows users to collaborate, create, and learn from each other. Padlet also allows the teacher to upload content and give feedback to the students, all on one platform. It can be used for vocabulary practice, reading, and listening. One of the features that the students like on Padlet is the image search option. It is a great tool to create a visual dictionary.

Class billboard

Promotes/facilitates interaction

<https://padlet.com/>

- Free with limitations
- Multiple languages
- Multiple platforms
- Advanced digital skills (Level 3- requires more intensive preparation time)

Find out more on tutorial

[English](#)

[Spanish](#)

[Dutch](#) [Maak een padlet en deel deze eenvoudig met je klas](#)

[Swedish](#)

Piktochart



PIKTOCHART
Picture the Difference

The all-in-one visual storytelling solution

Give your PowerPoint presentations an animated touch with Piktochart. With this tool, your slides will take on a new life and make your lectures much more interesting.

Piktochart is the most intuitive and affordable way to tell visual stories with infographics, reports, presentations, and prints.

Infographics

For business but maybe interesting for students.

Promotes/compensates non-verbal communication

<https://piktochart.com/>

- Free with limitations
- English only
- Open/free
- Advanced digital skills (Level 3- requires more intensive preparation time)

Find out more on tutorial

[English](#)

[Spanish](#)

[Dutch](#)

Planboard



Lesson planning and grading made easy

Have the whole course planned in one place. From Planboard you can also communicate with your students and schedule exams, excursions, homework, etc. with them.

Planboard is a free online lesson planner and gradebook that is used by 500,000+ teachers

Lessons planning board for teachers. Promotes/compensates non-verbal communication

<https://www.chalk.com/planboard/>

- Free
- English only
- Open/free
- Basic digital skills (Level 1- Requires minimal preparation time)

Find out more on tutorial

[English](#)

[Spanish](#)

Poll Everywhere



Poll Everywhere started as a service that allowed students to respond to a poll via text message. Now students can also respond through a web browser or through Poll Everywhere's mobile app. Polls can be created using multiple-choice, ranking graphs, clickable images, and questions that include LaTeX syntax and alphabets from different world languages.

Poll Everywhere is a platform which provides teachers the opportunity to engage with students online. Students can interact with the material easily from their phone or laptop. This makes it easier to react for them and results in more participation from the students. The teachers can incorporate the polls into their online classes, to see who of their students is attending.

[Poll Everywhere](#) makes creating and generating poll results super-easy. This software integrates with:

[Powerpoint](#)

Google slides

Keynote

- Free with limitations
- English only
- Open/free
- Basic digital skills

Find out more on tutorial

[English](#)

[Spanish](#)

[Swedish](#) (Lathund)

Powtoon



PowToon is a platform on which teachers can upload self-made videos. It allows teachers to see who interacted with the videos and thus connect with the actions of their students. Students can also react on it. It is easily preparable and provides many opportunities to make the videos interactive. Through the use of video materials the students will remember the information easier. It also gives the opportunity for students to incorporate their own videos into their presentations.

Video creating.

Promotes/facilitates interaction

<https://www.powtoon.com/home/>

- Free with limitations
- English only
- Open/free
- Advanced digital skills (Level 3- requires more intensive preparation time)

You can make an avatar and prepare the presentation. If you wish to make a new video it takes time

Find out more on tutorial

[English](#)

[Spanish](#)

[Dutch Powtoon; hoe werkt het?](#)

[Swedish](#)

Proprofs



ProProfs is a knowledge management software for quizzes, tests, training and more. It has a huge support system which enables teachers to create their own quizzes with the help of customer service if necessary. ProProfs provides a range of different quizzes which could be used to create training or change behavior in order to get better results. ProProfs also provides software for microlearning environments and enables teachers to create their own content for training and quizzes or other assisting tools.

Quiz and Assessment

Promotes/facilitates interaction

<https://www.proprofs.com/quiz-school>

- Free with limitations
- Multiple languages
- Multiple platforms
- Advanced digital skills (Level 3- requires more intensive preparation time)

Find out more on tutorial

[English](#)

Spanish [tutorial de ProProfs](#)

Sway



This free Microsoft tool can be used to personalise and give that personal touch to any document, from information leaflets to photo albums.

Create visually striking newsletters, presentations, and documentation in minutes

Templates for Reports ·

Presentations ·

Training material ·

Newsletters

Promotes/compensates non-verbal communication [sway.office.com](https://www.office.com)

- Free with limitations
- Multiple languages
- Microsoft
- Advanced digital skills

<https://www.youtube.com/watch?v=OrYYQvPiISk>

Find out more on tutorial

[English](#)

[Spanish](#)

[Dutch Starten met Sway in 2 minuten](#)

[Swedish](#)

Storyboardthat



This user-friendly tool can be very useful for teachers because it allows the creation of funny animated videos to focus on a topic with amazing resources.

Create storyboards for whatever purpose you like

Promotes/compensates non-verbal communication

www.storyboardthat.com

- Free with limitations
- English only
- Open/free
- Basic digital skills (Level 2- Requires more preparation time)

Find out more on tutorial

[English](#)

[Spanish](#)

Vyond



Vyond may be one of the best video editing tools one can come across because of the endless possibilities it offers. This is obviously reflected in its subscription price but, you will not be disappointed .

Changing the way the world communicates, one video at a time-.Vyond's online animation software allows professional animated videos for all industries in job roles like marketing, training, and eLearning.

Animated video tool

Animated videos for lectures etc.

Promotes/compensates non-verbal communication

<https://www.vyond.com/>

- Free with limitations
- English only
- Open/free
- Advanced digital skills (Level 3- requires more intensive preparation time)

Find out more on tutorial

[English](#)

[Spanish](#)



 **Inqubator**
Leeuwarden

 **eolas**



Co-funded by
the European Union



 **JGM** serious
experiences

EC Project No 2020-1-NL01-KA226-VET-083127